



National Marine Manufacturers Association

nmma.org

ECONOMIC SIGNIFICANCE OF RECREATIONAL BOATING IN IOWA



TOTAL ANNUAL ECONOMIC IMPACT OF RECREATIONAL BOATING:

\$1.78 MILLION

| | |
|--|------------------------|
| Number of Recreational Boats* | 223,228 |
| Recreational Boating Industry Businesses | 214 |
| Total Jobs | 13,904 |
| Annual Recreational Boating-Related Spending | \$756.4 MILLION |


RECREATIONAL BOATS IN IOWA

TOTAL BOATS* ▶ **223,228**

REGISTERED BOATS 223,228

| | |
|-------------|---------|
| Power boats | 167,255 |
| PWCs | 16,629 |
| Sailboats | 3,955 |
| Other Boats | 35,389 |

HOUSEHOLDS PER BOAT 5.5

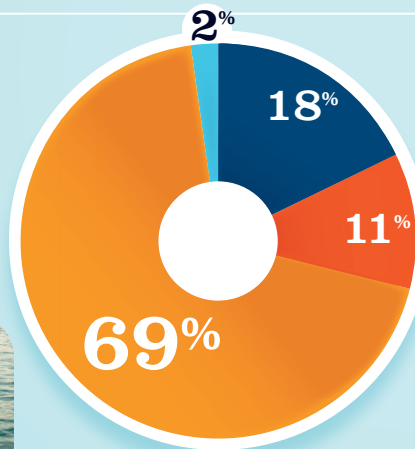


* Total boats are registered boats as reported by states to the USCG.

RECREATIONAL BOATING CREATES JOBS IN IOWA

TOTAL BOATING JOBS ▶ **4,322**

| | |
|-----------------------------|-------|
| Boat Building | 64 |
| Motor / Engine Mfrgr. | 3 |
| Accessory / Supplies Mfrgr. | 2,988 |
| Dealers / Wholesalers | 484 |
| Boat Services | 783 |



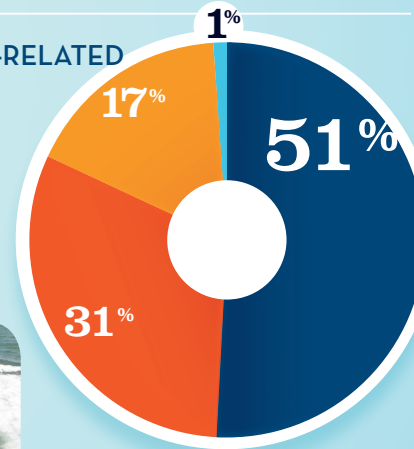
● BOAT BUILDING
● MOTOR/ENG. MFRGR.†
● ACC./SUPPLIES MFRGR.
● DLRS/WHOLESALEERS
● BOAT SERVICES
● † 0%



RECREATIONAL BOATING-RELATED BUSINESSES IN IOWA

TOTAL BUSINESSES ▶ **214**

| | |
|-----------------------------|-----|
| Boat Building | 2 |
| Motor / Engine Mfrgr. | 1 |
| Accessory / Supplies Mfrgr. | 36 |
| Dealers / Wholesalers | 66 |
| Boat Services | 109 |



● BOAT BUILDING
● MOTOR/ENG. MFRGR.†
● ACC./SUPPLIES MFRGR.
● DLRS/WHOLESALEERS
● BOAT SERVICES
● † 0%

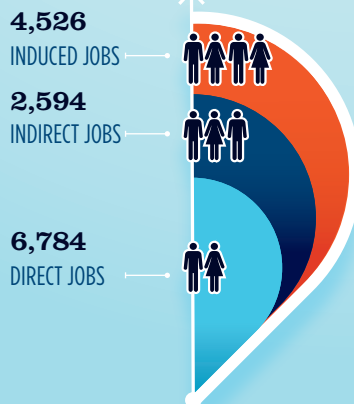


ESTIMATED JOBS IMPACT OF RECREATIONAL BOATING-RELATED SPENDING IN IOWA

EST. TOTAL JOBS ▶ **13,904**

EST. TOTAL LABOR INCOME MILLIONS **\$575.4**

| | |
|----------------------|---------|
| Est. Direct Income | \$231.8 |
| Est. Indirect Income | \$145.5 |
| Est. Induced Income | \$198.1 |



RECREATIONAL BOATING INDUSTRY SALES IN IOWA

| | | |
|--|----------------|------------------------|
| Boat Building | \$16.5 | \$16.5 MILLION |
| Motor / Engine Mfrgr. | \$1.8 | \$1.8 MILLION |
| Accessory / Supplies Mfrgr. | \$691.3 | \$691.3 MILLION |
| TOTAL MFRG. SALES | \$709.6 | |
| Dealers / Wholesalers | \$235.9 | \$235.9 MILLION |
| Boat Services | \$180.1 | \$180.1 MILLION |
| TOTAL RETAIL & SERVICES SALES | \$416.0 | |

● BOAT BUILDING
● MOTOR/ENG. MFRGR.
● ACC./SUPPLIES MFRGR.
● DLRS/WHOLESALEERS
● BOAT SERVICES